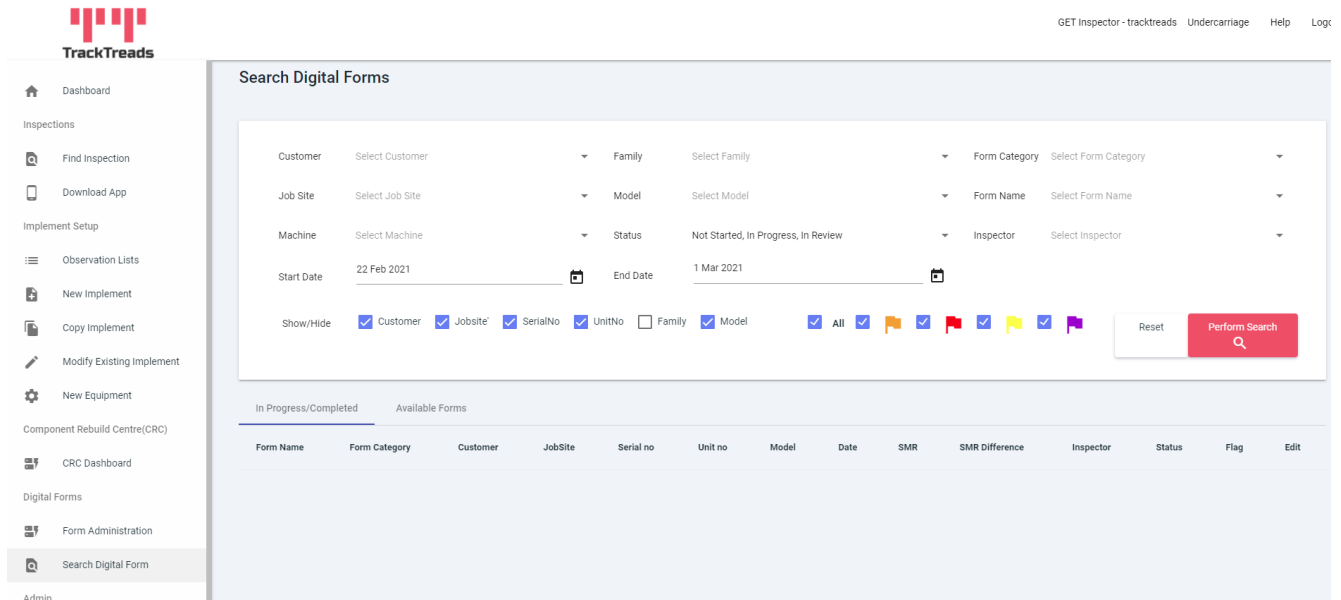
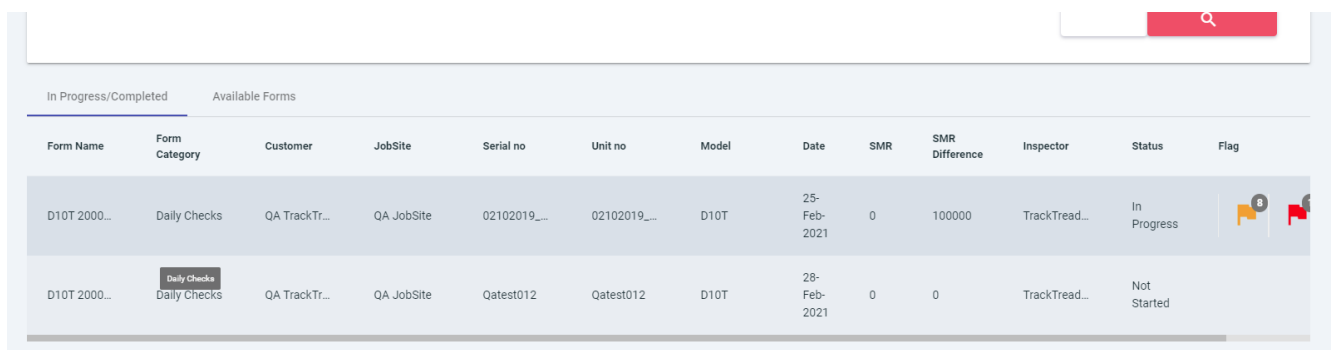


Reviewing Structural Inspections – Web Application

To review Inspections that have been Released or Started by an Inspector in the field navigate to the Search Digital Forms Screen.



1. Use the search criteria to find the Inspection you require
2. Use the tick boxes to show or hide these columns
3. Click on Perform Search
4. A list of the Inspections that match these criteria will appear.



Form Name	Form Category	Customer	JobSite	Serial no	Unit no	Model	Date	SMR	SMR Difference	Inspector	Status	Flag
D10T 2000...	Daily Checks	QA TrackTr...	QA JobSite	02102019_...	02102019_...	D10T	25-Feb-2021	0	100000	TrackTread...	In Progress	
D10T 2000...	Daily Checks	QA TrackTr...	QA JobSite	Qatest012	Qatest012	D10T	28-Feb-2021	0	0	TrackTread...	Not Started	

5. Click on the line of the Inspection that you would like to review.

- This will open the inspection, the categories and sections will show. Adjust the status to In Review, this prevents the Inspectors from being able to access this Inspection on their mobile devices
- Each section will show a summary of the Inspection results and flags that have been raised for that section

Digital Inspection- Summary

D10T 2000Hr Service

Username TrackTreads Staff	Customer and Jobsite QA TrackTreads/QA JobSite	Engine Hours/SMU
Start Date 25-Feb-2021	UnitNo 02102019_02:02102019_02	Work Order #

Form Status: In Review

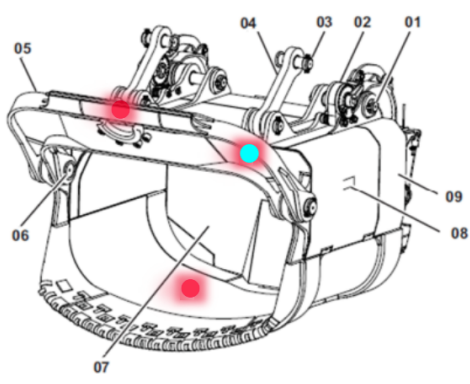
Section	Total	Not Started	In Progress	Completed
Pre Inspection	In Progress			
<i>Hours & WO</i>	2	2	0	0
<i>Safety Precautions</i>	9	3	0	6
<i>Brake Test</i>	2	2	0	0
<i>Wash Machine</i>	5	4	0	1
Wash Bay to Live test Area - Before reaching workshop	Not Started			
<i>Operational Checks</i>	34	34	0	0
Live Test area to Workshop	Not Started			
<i>Setup for Servicing</i>	7	7	0	0
<i>Filters - INCOMPLETE</i>	2	2	0	0

- Clicking on the question will then show the details
- You can make any changes required.
- Once the review is completed change the status to Completed

Category: Rope Shovel | Section: Dipper

[Return to Summary](#) [Next Question](#)

Legend



Question: Inspect the Dipper Front, Bail Assembly, D-Ring Assemblies. 🔍

Observation Point: Bail Assembly

Select Evaluation: ▼

Comment:

Observation Images:

Unable to Complete

[Prev. Point](#) [Next. Point](#)